

# Local sales










## CB23 8 Bar Hill, Lolworth, Madingley

As part of my service, I provide monthly market reports that break down what is actually happening in your postcode.

These reports come from a range of market sources including RightMove and HM Land Registry. If you would like something more bespoke - for your road - please get in touch.



**Matt Vann**  
Matt Vann Property

CB23 8 Bar Hill, Lolworth, Madingley   Sales and prices			Local summary	
 <b>Number of sales</b> last 12 months	Houses	 61	Flats	 0
	 <b>Average price achieved</b> last 12 months		£372,306	—
 <b>Average price change</b> per square foot	1 year	-0.2%	—	
	5 years	14%	—	
	10 years	30.9%	—	
<b>% residents who own their home</b>	<b>Population</b>	<b>Average price per square foot</b>	<b>Average house price change</b>	
 76.7%	 5,723	 £380 Last 12 months	 1 year East of England	
Source: Dataloft by PriceHubble, Land Registry, Census 2021, MHCLG				

Over the last 12 months the average sales price in CB23 8 Bar Hill, Lolworth, Madingley was £372,306, which compares to £336,874 across the East of England Region.

The highest value recorded by the Land Registry over the past 12 months was — for a flat and £950,000 for a house.

### National market

#### House prices

Average house prices across the UK were £270,259 in December, which is 2.4% higher than a year ago (ONS).

#### Transactions

There were 94,680 transactions in January, down by 1% year-on-year (HMRC).

### Matt Vann

+44 (0) 735 601 98 83  
matt.vann@kwuk.com  
mattvannproperty.co.uk



Scan me!

MARCH 2026

Get in touch today!